

# Empowering librarians of the future

---


유승완

McGraw-Hill Korea

June 12, 2019



제품 개발자로서, 우리는 교육 생태계의 두 가지 중요한 요소를  
지원합니다

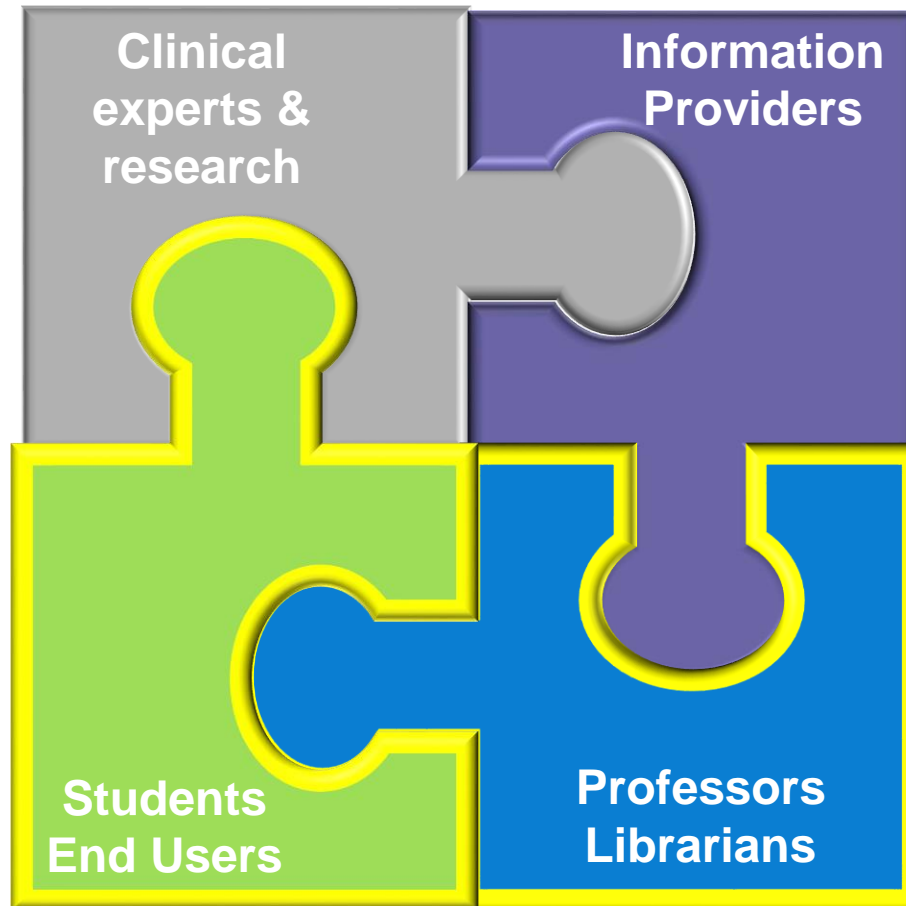


**Our success is dependent on maintaining this balance**

# 의학 교육 생태계


- Create

- Absorb
- Synthesize
- Practice
- Perform




- Identify
- Aggregate
- Collate
- Disseminate

- Evaluate
- Translate
- Commentate
- **Educate**

A photograph of two young men sitting together, looking at a tablet. The man on the left is wearing a white t-shirt and has headphones around his neck. The man on the right is wearing a blue hoodie over a maroon shirt. They are both smiling and looking at the tablet. The background is bright and out of focus, suggesting an indoor setting with large windows.

의과대학은  
어떻게 변화하고  
있는가?



A large lecture hall with red tiered seating, a stage with a lecturer, and a wall of portraits.

## 의과 대학: 전통적인 접근방법

- 교수자 중심의 수업
- “Sage on a stage”
- 수동적인 학습
- 개별적 정보 수집

# 의과 대학: Problem based education

Student centered teaching

Problem based learning

Integrated curricula

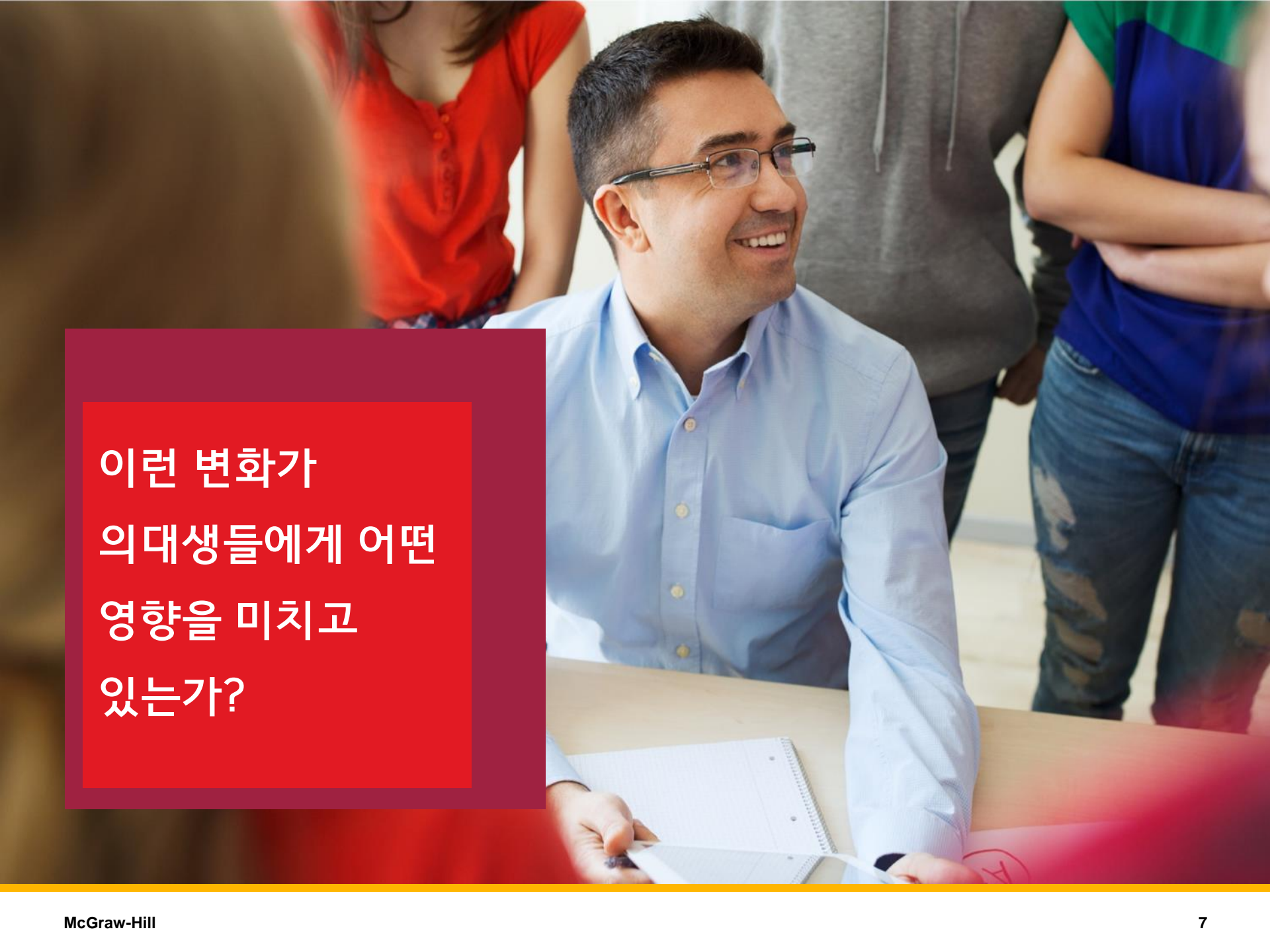
Community based learning

Electives with a core

Systematic curricula

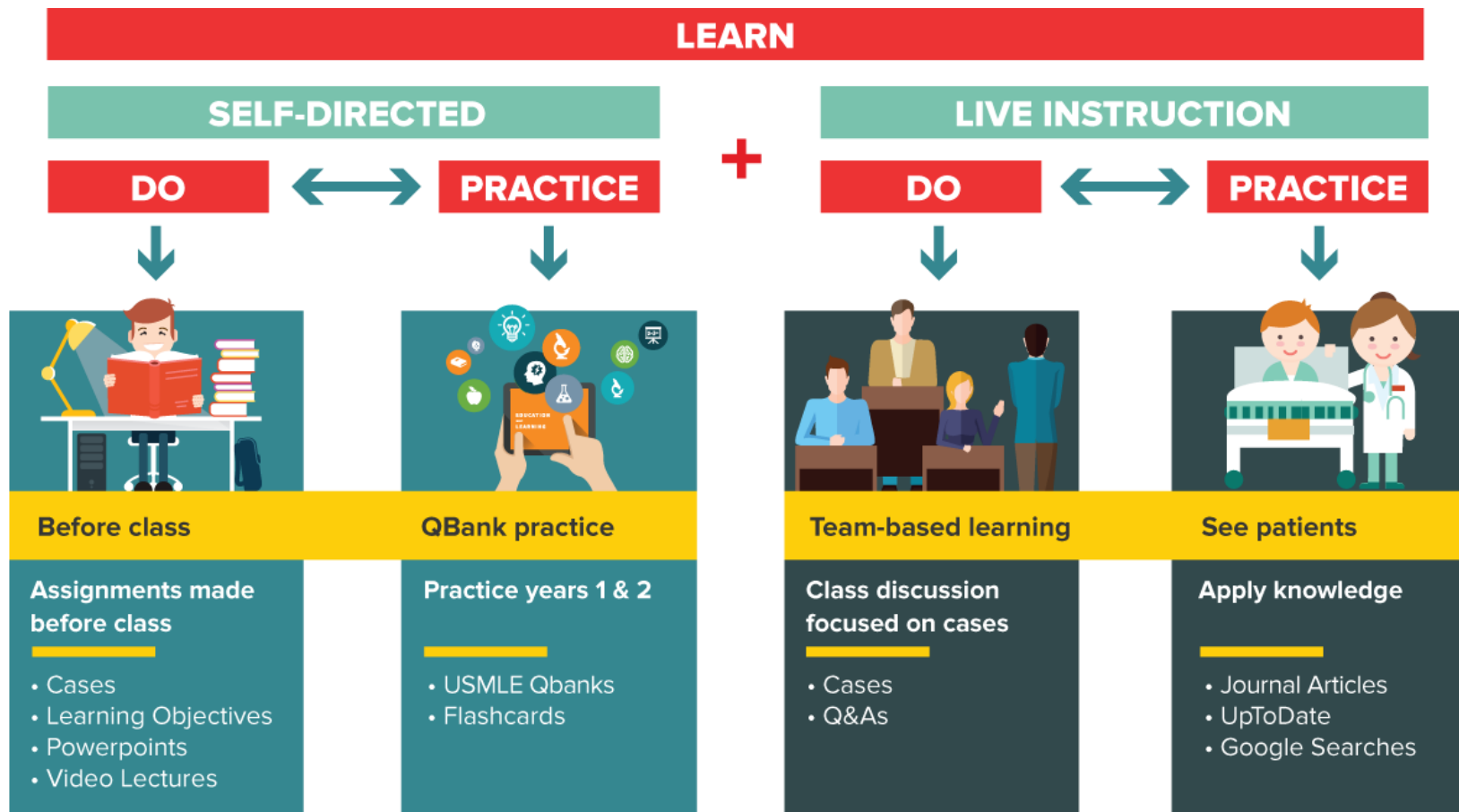






이런 변화가  
의대생들에게 어떤  
영향을 미치고  
있는가?

# New student workflow





# What do students want from learning resources to support this new workflow?

---



- Want to engage with content
- Desire instant feedback from learning activities
- High-yield summaries of complex concepts
- Want case-based and real-world examples
- Use video in place of lectures and to reinforce learning
- Learn from test prep Q&A
- Want visuals to simplify complicated subjects
- Audio/podcasts to fit their mobile life

이런 요구를 어떻게  
해결하고 있는가?





## Part 2: Anemia: Approach to Underproduction Anemias

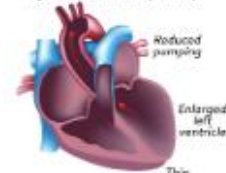
Author(s): Scott Stern, MD  
16 mins, 23 secs



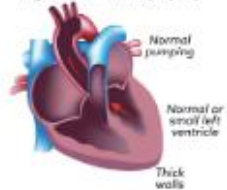
## Harrison's High-Yield Pathophysiology Animations

### Cardiogenic pulmonary edema

Heart failure with reduced  
ejection fraction (HFrEF)



Heart failure with preserved  
ejection fraction (HFpEF)

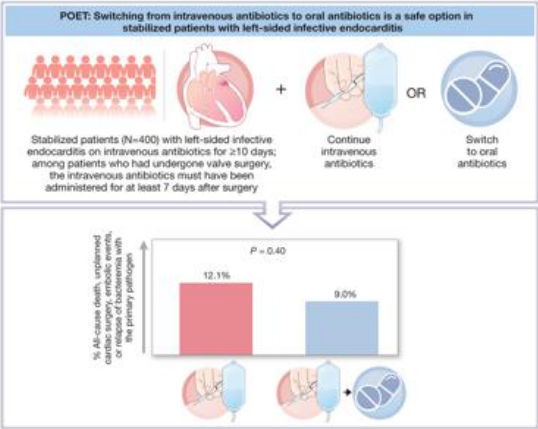


[Go to Harrison's animations](#)

# More video & audio lectures

# New methods of keeping our content current

## Illustrated study summaries



## Daily literature reports

**2** minute medicine<sup>®</sup>  
concise curated evidence<sup>™</sup>

Daily Literature Reports by the 2 Minute Medicine<sup>®</sup> Publishing Group

2 Minute Medicine<sup>®</sup> (abbreviated 2MM) is an expert physician publishing group founded out of Harvard Medical School that provides concise, curated, and authoritative medical reports of breaking medical literature as well as seminal studies in medicine. [Learn more...](#)

**NEW** Online First Chapters from the landmark 25th Edition of *Williams Obstetrics*

Available exclusively on **Access to Medicine** **ObGYN COLLECTION**

- The most detailed, comprehensive, and rigorously referenced text on obstetrics
- Completely revised and updated chapters highlighting the evidence-based practice of obstetrics

## Practice changing recommendations

February 14, 2019 | Harrison's Online Updates  
**Target of Rapamycin–Autophagy Spatial Coupling Compartments and Fibrosis in Chronic Kidney Disease**  
Kenneth B. Christopher, MD, SM, Joseph Loscalzo, MD, PhD

January 29, 2019 | Harrison's Online Updates  
**Risk of Hepatocellular Carcinoma Is Increased in Patients with Nonalcoholic Fatty Liver Disease**  
Kurt J. Isselbacher, MD

## Evidence-based treatment guidelines

**ANEMIA**

Population  
-Infants age 6-24 mo.

Recommendation  
► USPSTF 2015, AAP 2015

-Current evidence is insufficient to recommend for or against screening.


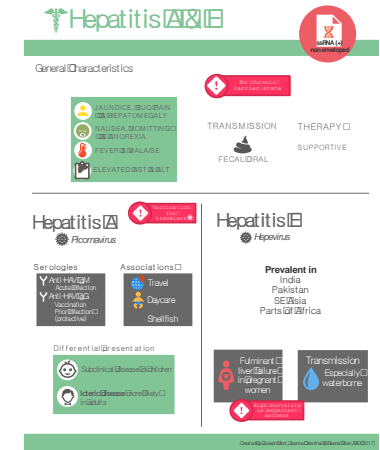
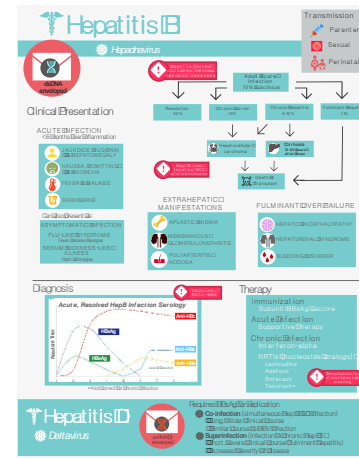
-Consider selective screening in high-risk children<sup>a</sup> with malnourishment, low birth symptoms of anemia.

Sources  
-AAP Clinical Recommendations: Iron Deficiency Anemia  
-USPSTF: Iron Deficiency in Young Children: Screening, 2015.



# New High-yield summaries

- 650 – 700 high-yield topics in internal medicine
- Following global survey of important, clinically-relevant topics taught in pre-clinical years
- Ideal for self-study and rapid recall required in today's workflow





ACCESSMEDICINE CHANNEL,...

## Access Medicine's Case of the Week: Acid Base...



Julie Grishaw, ACNP  
Jan 09, 2019

## Virtual Cases



## Preoperative Cardiac Management of the Seemingly Non-Cardiac Patient

## Review Questions



ACCESSPEDIATRICS POP QUIZ

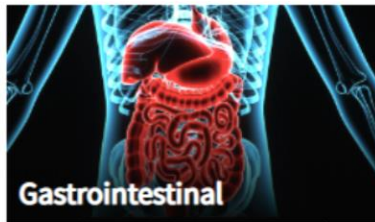
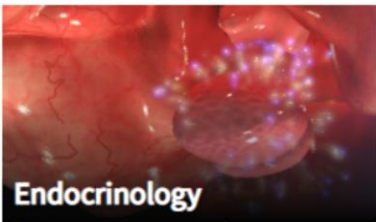
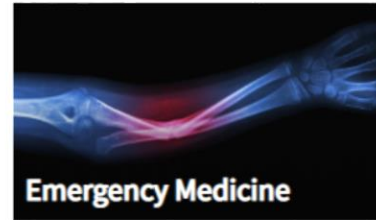
## Musculoskeletal Disorder Case



Leah Carton  
Feb 19, 2019

# More Cases and Q&A

# New tools to bridge the gap between course work and patient care



Over 50,000 clinical questions covering 650+ core topics

Ask a Clinical Question...

**Amyloidosis**

Description

- What is amyloid?
- What is localized amyloidosis?
- What is an osseous cutaneous amyloidosis?

View More

**Pediatrics**

- Which types of systemic amyloidosis can occur in children?  
AA amyloidosis can occur in association with almost any chronic inflammatory state (e.g., rheumatoid arthritis, inflammatory bowel disease, familial Mediterranean fever [Chap. 382], or other periodic fever syndromes) or chronic infections such as tuberculosis or subacute bacterial endocarditis. In the United States and Europe, AA amyloidosis has become less common, occurring in fewer than 2% of patients with these diseases, presumably because of advances in anti-inflammatory and antimicrobial therapies. It has also been described in association with Castleman's disease, ly...

View Full Answer

**Elderly**

- What percentage of elderly patients have evidence of senile systemic amyloidosis (SSA) at autopsy?

**Prognosis**

- What pulmonary complications may be associated with systemic amyloidosis?
- What is the prognosis for patients with tracheobronchial amyloidosis?
- How does genetic mutation impact organ involvement in hereditary amyloidosis?

이런 변화 과정에  
어떻게 사서들과  
교육자들에게 힘을  
실어줄 것인가?





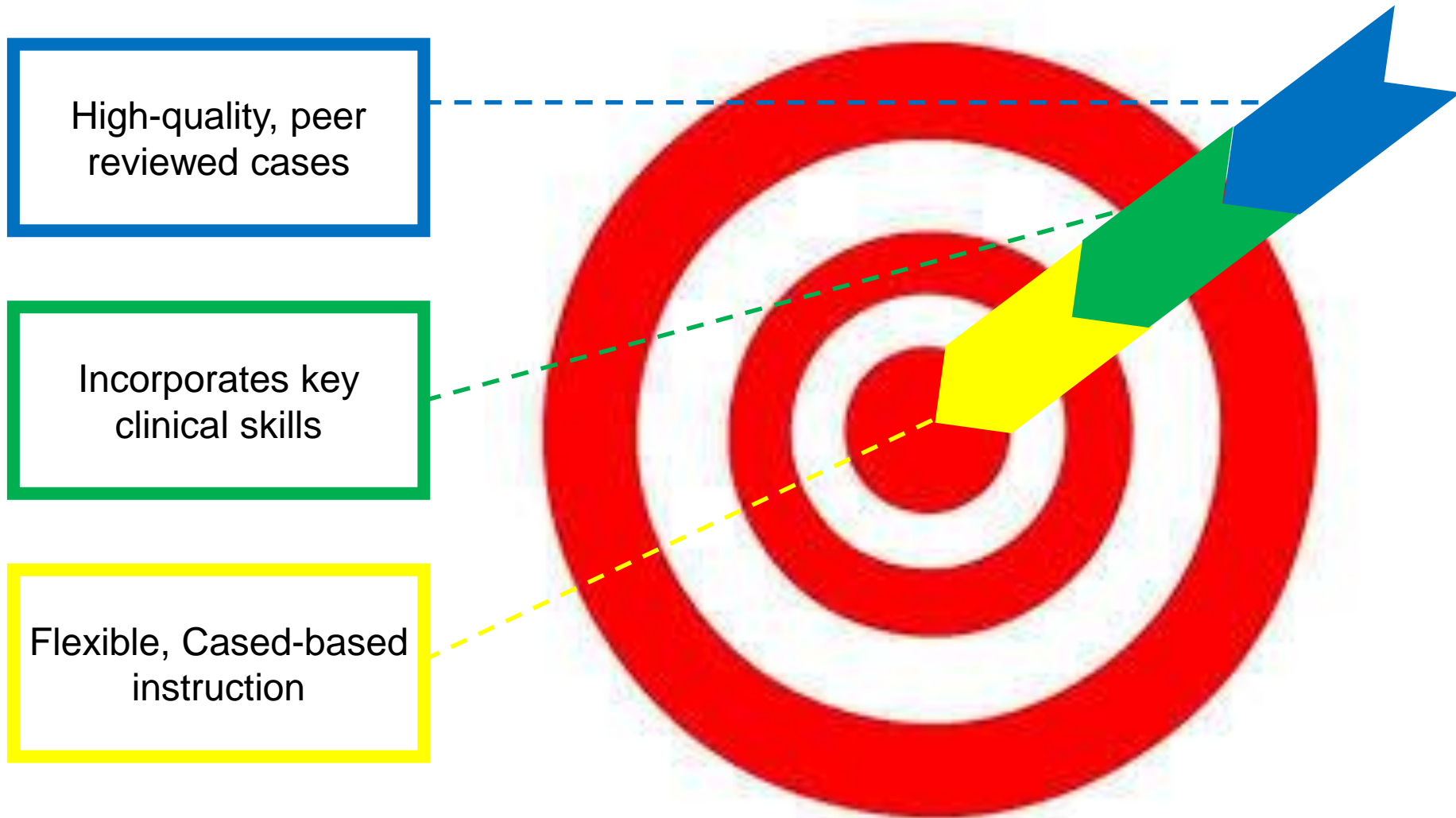
# What challenges does this new environment create for librarians & educators?

---



- Implementing a new curriculum is extremely difficult
- It takes a tremendous amount of TIME and faculty/librarian resources to prepare high quality teaching tools
- Lack of consistency in the educational resources students use on their own
- Need to involve teams of faculty for many hours
- Information may be “out of date”
- Even with well done tools, faculty and librarians have variable comfort in facilitating

# #1 Emerging Need: new tools designed specifically for Problem-based learning



# First of its kind collection of *instructional* clinical cases

## CASE FILES® TEACHING CASES

- 100+ peer reviewed cases
  - Pre-clinical
  - Post clinical
- Turn-key solution for faculty facilitators

McGraw Hill Education CASE FILES Teaching Case Collection

Case List Assignments

Case List

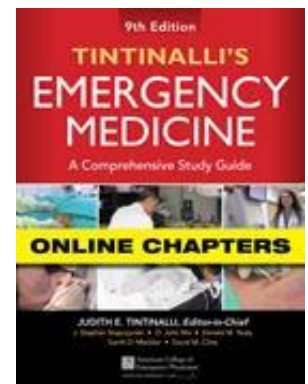
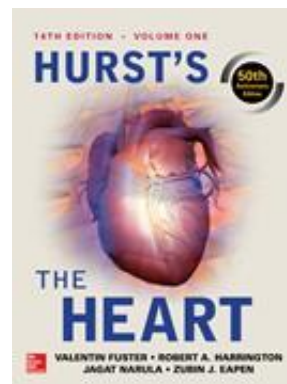


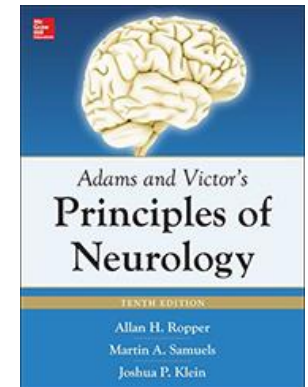


All cases are peer reviewed to ensure the highest quality of informational and educational content.

Discipline Organ System Competency

Case	Sciences	Focus	Actions
<b>Case 1</b> Immune System Anaphylaxis	Immunology, Airway	Version 1A: PRECLINICAL Version 1B: CLINICAL	<a href="#">View</a> <a href="#">Share Case</a> <a href="#">Assign Quiz</a> <a href="#">View</a> <a href="#">Share Case</a> <a href="#">Assign Quiz</a>
<b>Case 2</b> Immune System Antiphospholipid syndrome	Clotting, V/Q Mismatch	Version 2A: PRECLINICAL Version 2B: CLINICAL	<a href="#">View</a> <a href="#">Share Case</a> <a href="#">Assign Quiz</a> <a href="#">View</a> <a href="#">Share Case</a> <a href="#">Assign Quiz</a>
<b>Case 3</b> Immune System Immune thrombocytopenia purpura	Thrombocytopenia, Primary...	Version 3A: PRECLINICAL Version 3B: CLINICAL	<a href="#">View</a> <a href="#">Share Case</a> <a href="#">Assign Quiz</a> <a href="#">View</a> <a href="#">Share Case</a> <a href="#">Assign Quiz</a>
<b>Case 4</b> Immune System Common variable immunodeficiency disorder	Cell and Humoral Immunity	Version 4A: PRECLINICAL Version 4B: CLINICAL	<a href="#">View</a> <a href="#">Share Case</a> <a href="#">Assign Quiz</a> <a href="#">View</a> <a href="#">Share Case</a> <a href="#">Assign Quiz</a>
<b>Case 5</b> Blood & Lymphoreticular Hemophilia	Clotting Factors	Version 5A: PRECLINICAL Version 5B: CLINICAL	<a href="#">View</a> <a href="#">Share Case</a> <a href="#">Assign Quiz</a> <a href="#">View</a> <a href="#">Share Case</a> <a href="#">Assign Quiz</a>

# Commitment to quality

---









Because learning changes everything.®

# THANK YOU!

